

SHEL LAB®

SVAC SERIES VACUUM OVENS

SVAC1 • SVAC2 • SVAC4 • SVAC9-2

SVAC9-2

SVAC4

SVAC1

SVAC2

SHEL LAB is a Sheldon Manufacturing Brand. P/N 0740618. Rev. 2024.

IDEAL FOR INDUSTRIAL, ANALYTICAL, AND GENERAL LABORATORY APPLICATIONS

SHEL LAB vacuum ovens are recommended for critical scientific and analytical use in laboratory and pilot plant product research. Typical applications include outgassing, curing, drying, baking, pre-heating, conditioning, and life cycle testing. Choose from four cabinet sizes, each with a glass viewing window, and inert gas connection.

SVAC OVENS FEATURES AND BENEFITS

The SVAC Series ovens are engineered for safe, accurate, and precise performance in demanding laboratory environments.



- Recipe Control - Write 4 recipes with up to a total of 40 steps. 10 steps/recipes
- Temperature range approximately 10°C above ambient to 220°C for multiple applications.
- Integrated Over Temperature Limit with digital setpoint (OTL) to provide additional temp limit control.
- Stainless steel interior construction for long life operation, easy cleaning.
- Watlow PM9 Plus controller with Ramp and Soak Temperature control.
- Inert gas inlet connection and valve.
- Aluminum shelves are provided to maximize space usage and optimize conductivity.
- Heating elements on 4 sides to increase temperature uniformity.
- Digital Vacuum Gauge
- Access Port (KF-25 Fitting)
- Internationally certified CAN/CSA, UL, EN, IEC 61010, and compliant with CE.
- 2 year limited warranty



Applications:

- Drying
- Outgassing
- Aging Tests
- Chemical Resistance Studies
- Vacuum Storage
- Moisture Removal
- Parts Cleaning
- Curing
- Bubble Removal
- Inert Gas Supply



SVAC4



SVAC2

All units have the option to connect to a clean or inert gas supply source via a 1/4" OD Vent Port



SVAC1



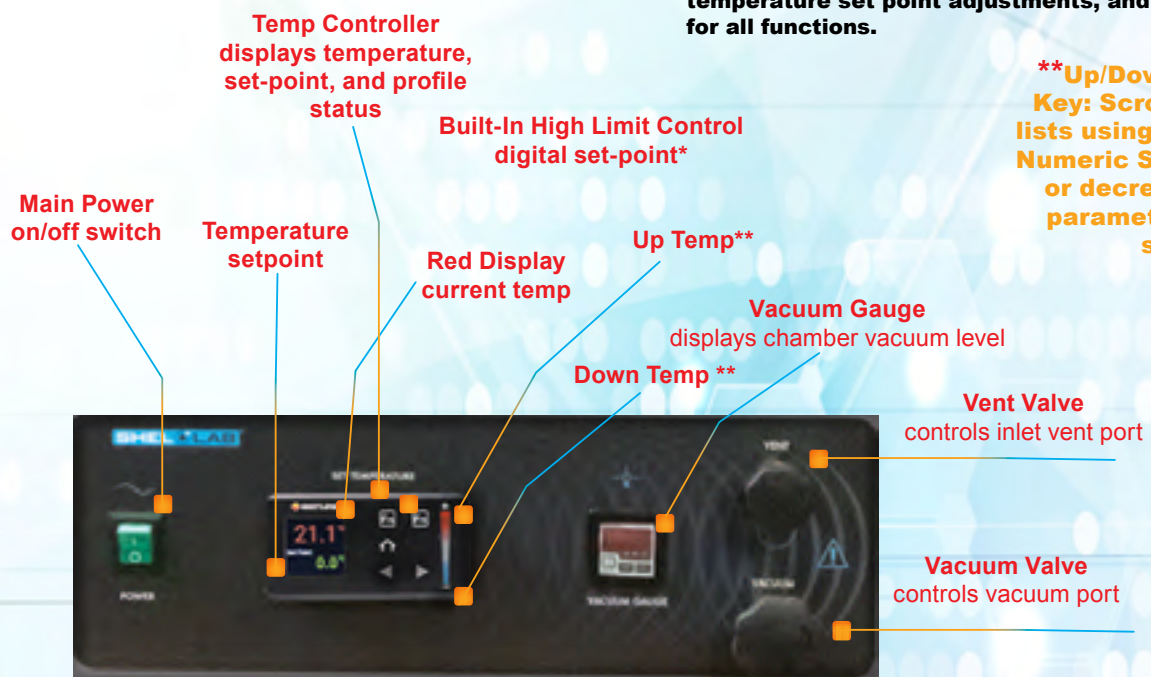
SVAC9

Extended Warranties!
US Domestic Only

Control, Timer Program, and Monitoring The Watlow PM9 Plus PID (proportional, integral, derivative) controller commands proportional power to the heating elements to provide the most accurate and responsive control. The control parameters are matched to the oven size to assure faster response to setpoint with minimal overshoot and quicker recovery following door openings. Also, the controller supports custom

recipe creation for full ramp and soak control for any custom applications. A total of 4 recipes with 10 steps per recipe can be used to configure the oven to your process. The on-board timer permits programmed dwell cycles with automatic shut-off for custom applications. Indicator lights are included for visual status feedback on critical functions. All controls are centrally located on the main panel including manual power and timer on/off switches, independent over-temperature control, digital temperature set point adjustments, and indicator lights for all functions.

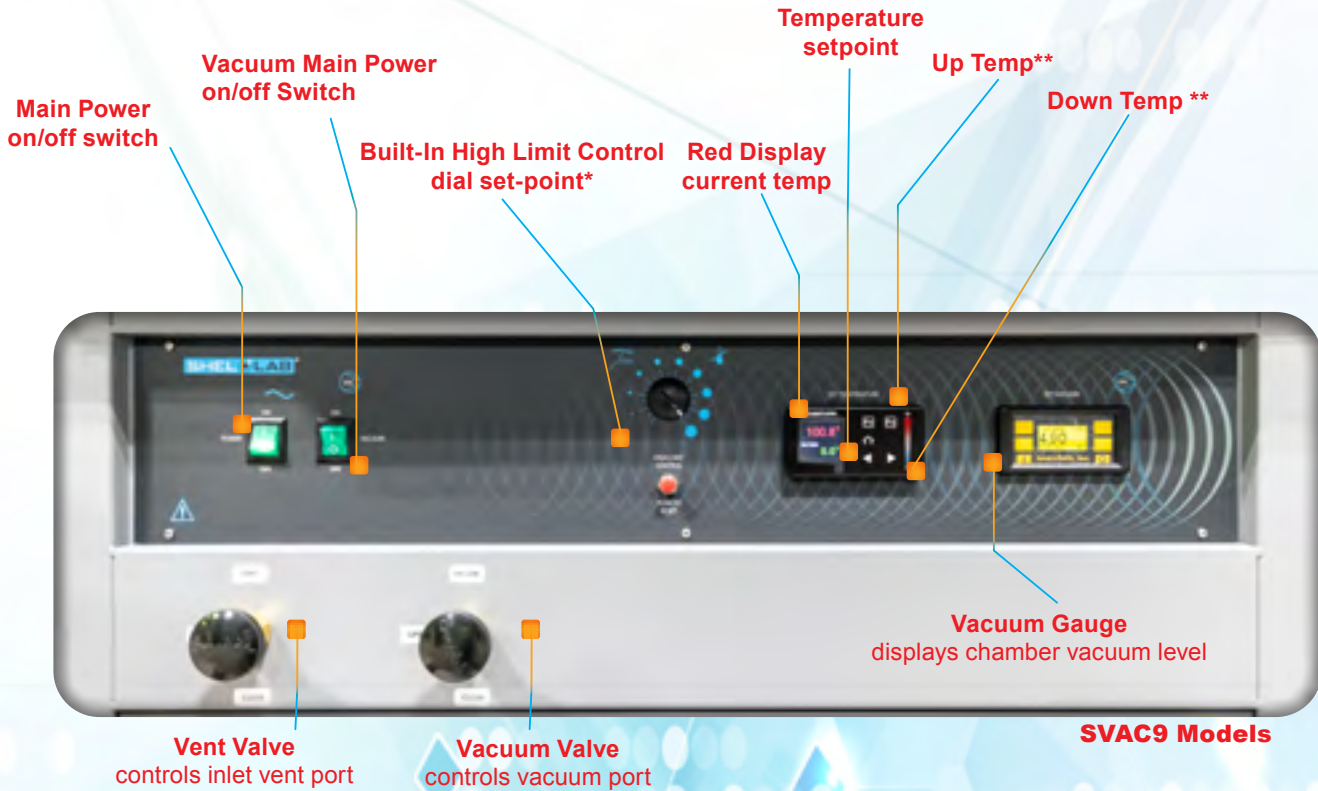
****Up/Down Increment Key: Scroll up or down lists using the + or - keys**
Numeric Slider: Increase or decrease numeric parameters with the slider.



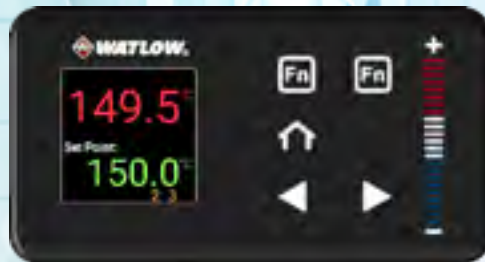
SVAC1 Models



SVAC2 and SVAC4 Models



New Watlow PM9+



Temperature Controller - Display on Homepage

Top Line (Red): Present chamber shelving temperature

Middle Line (Green): The constant temperature setpoint

Bottom Line: Flashing "2" indicates active heating.

Bottom Line: "3" indicates the blower is on.

The Home button allows immediate navigation back to the home screen, where it displays the current temperature and the set

temperature.


While on the homepage, use the (+) and (-) buttons or swipe up or down on the +/- bar to alter the constant temperature setpoint. On Operations pages, these controls are used to select Operation options, modify the high limit setpoint, adjust calibration offsets, and configure program variables.

From the homepage, pressing the forward arrow button progresses through various parameter option pages, such as Event 1 and Units of Measurement (Celsius or Fahrenheit). This button is also used


for advancing through menus and parameter lists while programming a temperature recipe.

The back arrow button takes the display back to the previous page or menu. Continuously pressing this button will eventually navigate the display back to the homepage.

Pressing the left Fn button activates Profile Program 1. Pressing it again during its execution will stop Program 1. Similarly, the right Fn button initiates Profile Program 2 (Step 11) and pressing the button a second time while it is running will halt Program 2




UNIT SPECIFICATIONS



Model Part Number	SLV123	SLV223	SLV423	SVAC923-EA
Exterior Dimensions (W x D x H)	17.5" x 23" x 23.7" 444 x 584 x 602 mm	20.8" x 31.3" x 26.8" 528 x 795 x 681 mm	27.0" x 35.2" x 32.8" 686 x 895 x 833 mm	38.1" x 46.8" x 63.9" 965 x 1189 x 1624 mm
Interior Dimensions (W x D x H)	9" x 12" x 9" 228 x 304 x 228 mm	12" x 20" x 12" 304 x 508 x 304 mm	18" x 24" x 18" 457 x 610 x 457 mm	28.0" x 24.0" x 24.0" 711 X 610 X 610 mm
Interior Volume	0.56 cu.ft. (15.9 liters)	1.67 cu.ft. (47.2 liters)	4.50 cu.ft. (127.4 liters)	9.3 cu.ft. (264 liters)
Unit Weight	102 lb (47 kg)	182 lb (83 kg)	317 lb (144 kg)	317 lb (144 kg)
Shelves	3 Included, 3 Max	3 included, 3 Max	3 included, 6 Max	3 included, 8 Max
Shelf Dimensions (W x D)	8.8" x 11" 223 x 279 mm	11.3" x 19" 287 x 483 mm	17.2" x 22.9" 437 x 582 mm	27.5" x 23.5" 699 x 597 mm
Maximum Weight per Shelf	35 lb (15.8 kg)	35 lb (15.8 kg)	35 lb (15.8 kg)	75 lb (34 kg)
Permitted Total Load	105 lb (47.6 kg)	105 lb (47.6 kg)	105 lb (47.6 kg)	225 lb (102 kg)
Frequency	50/60Hz	50/60Hz	50/60Hz	50/60Hz
Voltage	110V-120V/220V-240V	110V-120V/220V-240V	110V-120V/220V-240V	220V-240V
Power Current (Max Draw), Amps	7/4.5	10/5.5	13/7	20
Heat-Up to Ambient Minutes to 80°C	40	70	70	80
Heat-Up to Ambient — Minutes to 150°C	70	120	120	130
Heat-Up to Ambient — Minutes to 220°C	120	200	230	180
Temperature Range	10°C above ambient to 220°C	10°C above ambient to 220°C	10°C above ambient to 220°C	15°C above ambient to 220°C
Temperature Stability	+/- 0.1°C @ 150°C	+/- 0.1°C @ 150°C	+/- 0.25°C @ 150°C	+/-6% @ 150°C
Operational Vacuum Range	-3.0 to -29.9 InHg	-3.0 to -29.9 InHg	-3.0 to -29.9 InHg	-3.0 to -29.9 InHg
Vacuum Display Range	0-29.9 InHg	0-29.9 InHg	0-29.9 InHg	0-29.9 InHg
DESCRIPTION / TEMP - APPLICATION	PART# / SIZE	PART# / SIZE	PART# / SIZE	PART# / SIZE
GASKET RED 230°C - GENERAL & HI-TEMP	3450630 / 9"	3450707 / 9490542 OUTGASSED / 12"	3450719 / 9490544 OUTGASSED / 18"	NA / STANDARD
GASKET BLACK SILICONE 230°C - GENERAL & HI-TEMP	3450706 / 9490543 OUTGASSED / 9"	NA	NA	NA / STANDARD
GASKET VITON 205°C - ACIDIC	3450669 / 9"	3450670 / 12"	3450671 / 18"	NA / STANDARD
GASKET FLUROSILICONE 175°C - ACIDIC	3450610 / 9"	3450611 / 12"	3450612 / 18"	NA / STANDARD
GASKET BLACK BUNA 125°C - SOLVENT	3450712 / 9"	3450708 / 12"	3450724 / 18"	NA / STANDARD

SHEL LAB®



SHELDON
MANUFACTURING, INC

Sheldon Manufacturing, Inc.
300 N. 26th Avenue • PO Box 627 • Cornelius, OR 97113 USA
+1-503-640-3000 • sales@sheldonmfg.com

SHEL LAB is a Sheldon Manufacturing Brand. P/N 0740605. Rev. May 2024.

FOLLOW US ON:    